

A man with a beard and long hair tied back, wearing a blue button-down shirt, is pointing with his right hand towards a screen (not fully visible). He is looking towards a group of people. In the foreground, the back of a person's head with dark curly hair and a yellow shirt is visible. Another person's hand is visible in the foreground, holding a pen. The background is a blurred office or meeting room with bookshelves.

**We will begin the session shortly.**  
**Thank you for your patience.**

August 20th, 2020



# It's Time to Hyperautomate

## Discover Phase : Plan your RPA implementation – Part 1

August 20, 2020

© 2005–2020 UiPath. All rights reserved.



# Agenda

- 01** Why is Process Identification tools important?
- 02** Automation Hub Overview and Deepdive into core feature of 20.4
- 03** Task Capture Overview and Deepdive into core features of 20.4
- 04** QnA



# You're hyperautomation-ready with the **UiPath Platform**

## Discover

Discover what to automate with process mining powered by AI

## Build

RPA developers, citizen developers, and employees create automations

## Manage

Manage your digital robots from anywhere, securely at any scale

## Run

Robots work with your applications to carry out automations

## Engage

Robots collaborate with people to automate complete processes

## Measure

Embedded analytics give you deep insights into robot and business metrics



Automation Hub  
Process Mining  
Task Capture  
Task Mining

StudioX  
Studio  
Studio Pro

Orchestrator  
Automation Cloud  
AI Fabric  
Test Manager

Attended Robots  
Unattended Robots  
AI Robots  
Testing Robots

Action Center  
Apps  
Chatbots

Insights



\* Process Analysts



\* RPA & Citizen Developers



\* IT Operations



\* Business Users



\* Business Analysts





Discover

## Automation Hub

Crowdsource ideas from  
your employees

## Task Capture

Automatically capture and document  
processes as you work

## Task Mining

Analyze the work people do to  
**find everyday, repetitive  
tasks to automate**

## Process Mining

Analyze data from your line of  
business applications to  
continuously **understand and  
optimize end-to-end processes**



## Process Understanding

*Introducing...*

**Ui Automation Hub** **Ui Task Capture**

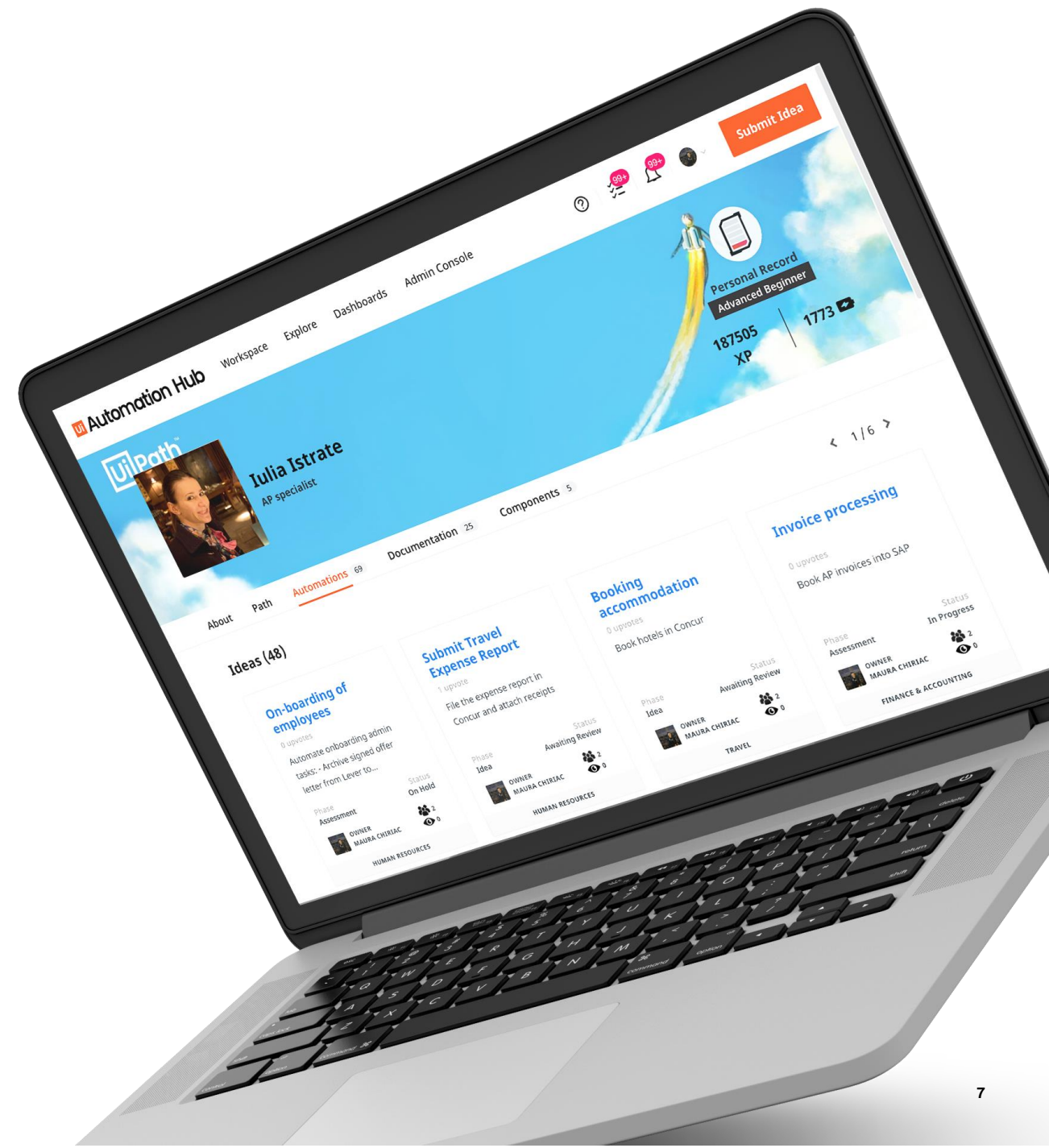
# Ui Automation Hub

## Where COE, IT and Business Users...

*Connect to drive Automation Opportunities*

### Open, transparent, collaborative

Identify and manage automation pipeline, store process documentation, and securely leverage reusable components with one easy to use, cloud-based solution.



# Automation Hub helps you



1. Spread RPA throughout your company (even remotely)



2. Maintain a consistent, controlled, and data driven selection process for RPA candidates



3. Manage your automation pipeline centrally



4. Visualize and control your automation program instantly



5. Accelerate your implementation time through automated documentation tools & reusable components



6. Create a centralized repository of all automation-related process documentation, deliverables, and code



# Ui Task Capture

Task Capture assembles step-by-step workflows into [easily-digestible documentation](#)

We can all “[take selfies](#)” of our [expertise](#), and create automation candidates from Task Capture processes

.....

.....



1

## Document



Automatically capture every single detail of your process including number of steps and execution time

2

## Enhance



Clarify each process step with a text description and enhance your document using a powerful editing toolset

3

## Implement

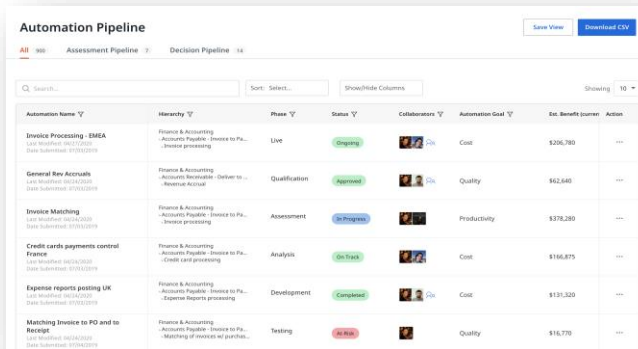


Get your RPA documentation, share it with leaders, and ignite your digital transformation

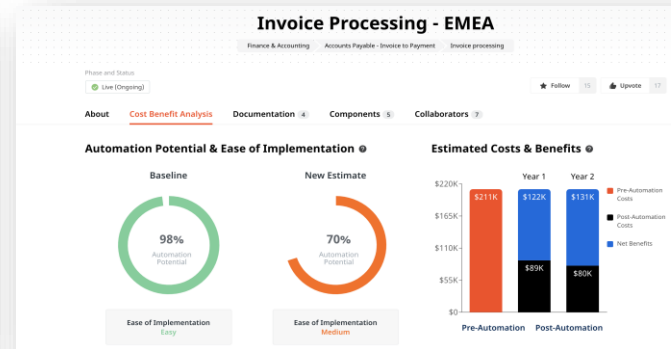
# Demo

# Main features

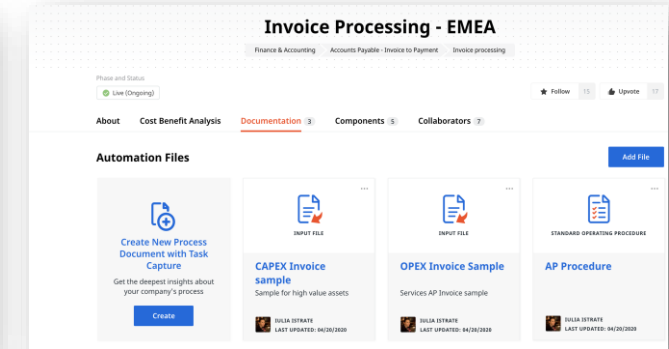
## 1 OPPORTUNITY IDENTIFIER & PIPELINE MANAGER



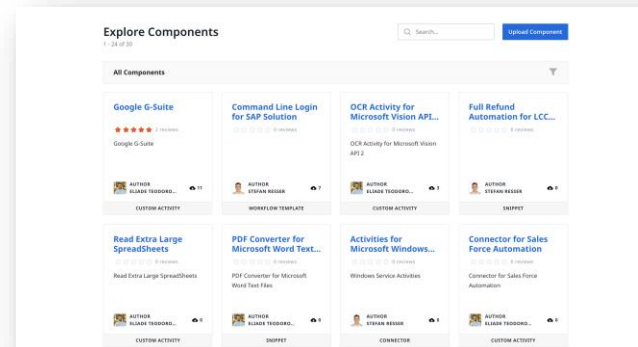
## 2 ROI CALCULATOR



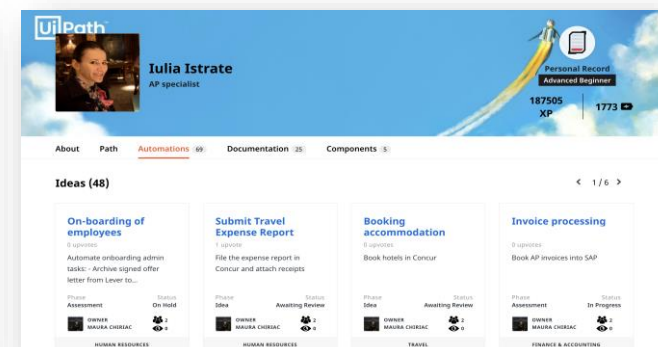
## 3 DOCUMENTATION REPOSITORY



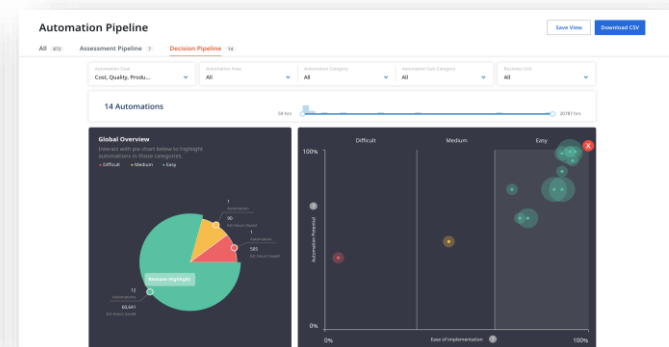
## 4 COMPONENT GALLERY



## 5 ENTERPRISE COMMUNITY



## 6 PERFORMANCE DASHBOARDS

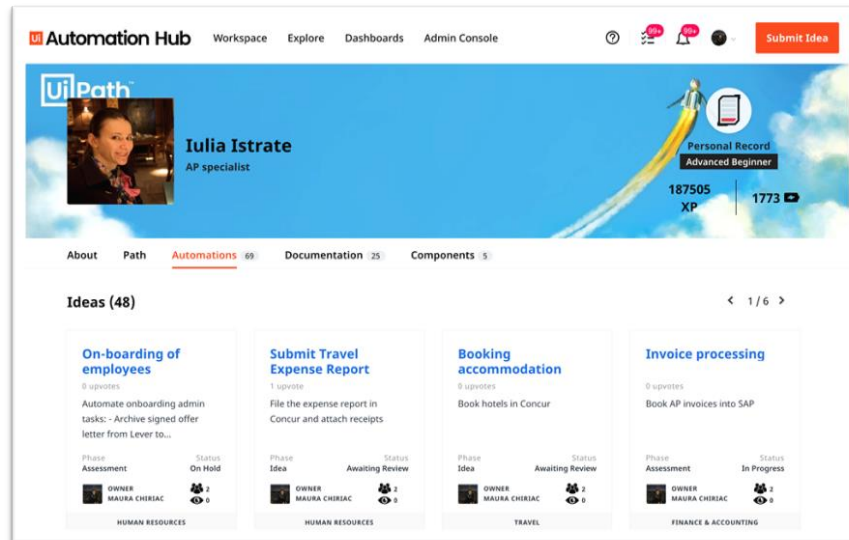


# Automation Hub – What's New

The “Operating System” for the Center of Excellence (COE) that helps manage the automation lifecycle



Discover



Enhanced branding options, new dashboards, and saved views, enabling you to make a tenant that's all your own.

Task Capture integration to accelerate the pace of automation

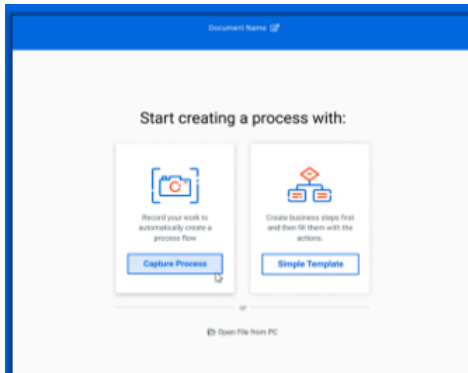
Veracode and ISO27001 certifications

Geo location support with US hosting



# Main features

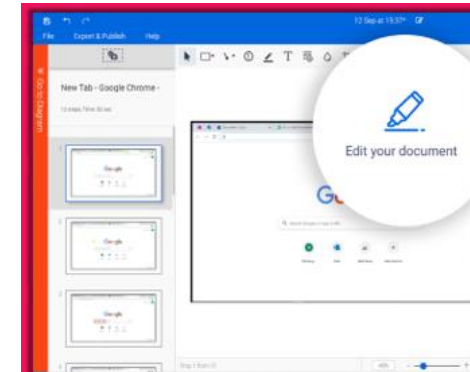
**Ui** Task Capture




**1 IN-DEPTH  
PROCESS  
CAPTURE**



**2 PROCESS  
DIAGRAM  
BUILDER**



**3 INTUITIVE  
EDITING PANEL**



**4 EXPORT PDDs  
AND XAML  
FILES**

# Task Capture – What's New



The tool that captures the “selfie” of your expertise

Start creating a process with:



Build a diagram for your process then capture the required actions

Create Diagram



Capture your actions to automatically create the process flow

Capture Process

Automation Hub Integration

---

New PDD Templates

---


Offline Activation

---

Save Diagrams as images

# Resources





## UiPath Automation Hub Overview


This course is meant to offer an introduction on UiPath Automation Hub, our product for accelerating the adoption of RPA across organizations.  
**Audience:** all categories of Automation Hub users - Business Users, Center of Excellence members, Executives and Other Stakeholders

**Learning Objectives**  
At the end of this course, you should be able to:


- Describe the purpose and key features of Automation Hub

[Overview](#) [Related](#) [Share](#)


▼ UiPath Automation Hub Overview

 Pre-Training Survey - UiPath Automation Hub Overview Required


[Start](#)


 UiPath Automation Hub Overview Required  
01:50:00


[Start](#)

 Feedback Survey - UiPath Automation Hub Overview Required

[Start](#)

 Diploma of Completion






## UiPath Automation Hub Deep Dive

This course takes your Automation Hub knowledge to the next level by covering in-depth the lifecycle of an automation idea, the reusable component gallery features, and setting up Automation Hub.  
**Audience:**

- Center of Excellence Members
- RPA Program Managers and Automation Hub Administrators


[Overview](#) [Related](#) [Share](#)

Continue where you left off


 The Lifecycle of an Automation Idea Required

[Resume](#)


▼ UiPath Automation Hub Deep Dive

 Pre-Training Survey - UiPath Automation Hub Deep Dive Required


[Start](#)

 Introduction to UiPath Automation Hub Deep Dive Required  
00:10:00


[Start](#)

 The Lifecycle of an Automation Idea Required  
02:05:00


[Resume](#)

 The Lifecycle of a Reusable Component Required  
00:55:00


[Start](#)


 Setting Up Automation Hub Required  
01:20:00

[Resume](#)

 Feedback Survey - UiPath Automation Hub Deep Dive Required

[Start](#)

 Diploma of Completion






### How to build a business case for RPA using UiPath Automation Hub

60 mins | Business



### Understanding User Roles and Permissions in UiPath Automation Hub

60 min | Business



### Manage and Scale AI with Automation to Achieve Faster ROI

60 mins | Business



# Q&A



# Deep dive into the art of turning vision into reality through hyperautomation

## UiPath **20.4 Release** Webinar Series

Join us for these Transformative Thursdays, starting August 20th

Learn more





**Thank you  
Stay Safe and Stay Healthy**

