

UiPath Insights & ServiceNow Connectors



Expedite automation time-to-value and ongoing ROI across the entire lifecycle

\$1 invested in UiPath can return
\$15 or more in the same year

Build **millions of hours**
of digital workforce capacity

Achieve **30-40% improvement**
in operational metrics

Discover

Discover automation opportunities powered by AI and your people

Build

Build automations quickly, from the simple to the advanced

Manage

Manage, deploy, and optimize automation at enterprise scale

Run

Run automations through robots that work with your applications and data

Engage

Engage people and robots as one team for seamless process collaboration

Measure

Measure operations and performance to align with business outcomes

[Automation Hub](#)

[Task Capture](#)

[Process Mining](#)

[Task Mining](#) IN PREVIEW

[StudioX](#)

[Studio](#)

[Studio Pro](#)

[Document Understanding](#)

[Computer Vision](#)

[Automation Cloud](#)

[Orchestrator](#)

[AI Fabric](#)

[Test Manager](#)

[Attended Robots](#)

[Unattended Robots](#)

[Test Robots](#)

[API Integrations](#)

[ServiceNow]

[Assistant](#)

[Action Center](#)

[Chatbots](#)

[Insights](#)



Process Analysts



RPA & Citizen Developers



IT Professionals



Automation Users



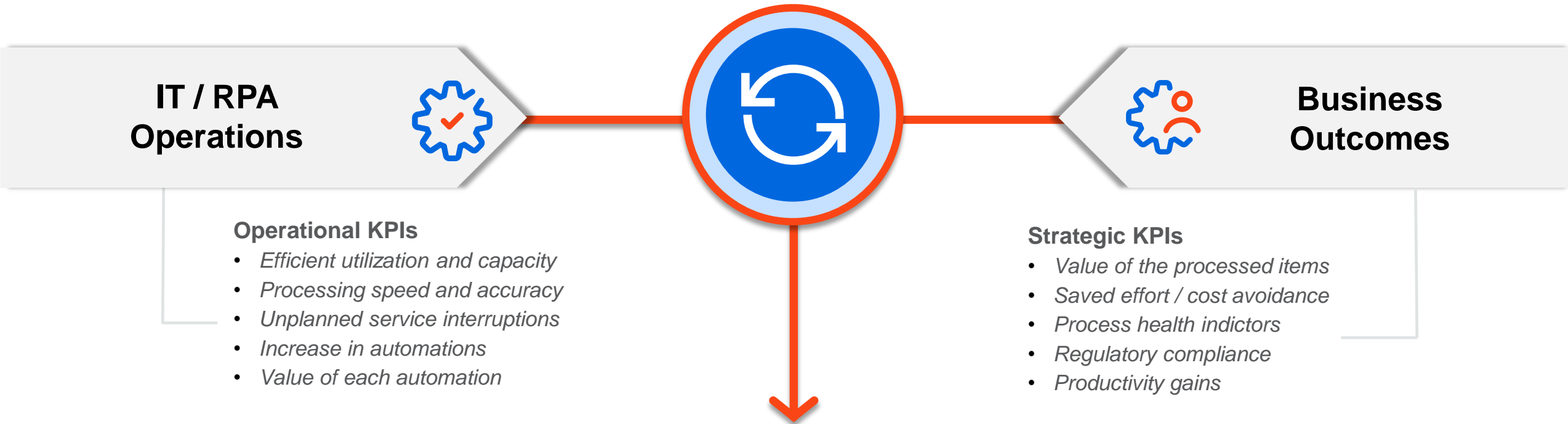
Business Analysts



UiPath Insights

Measuring ROI Holistically

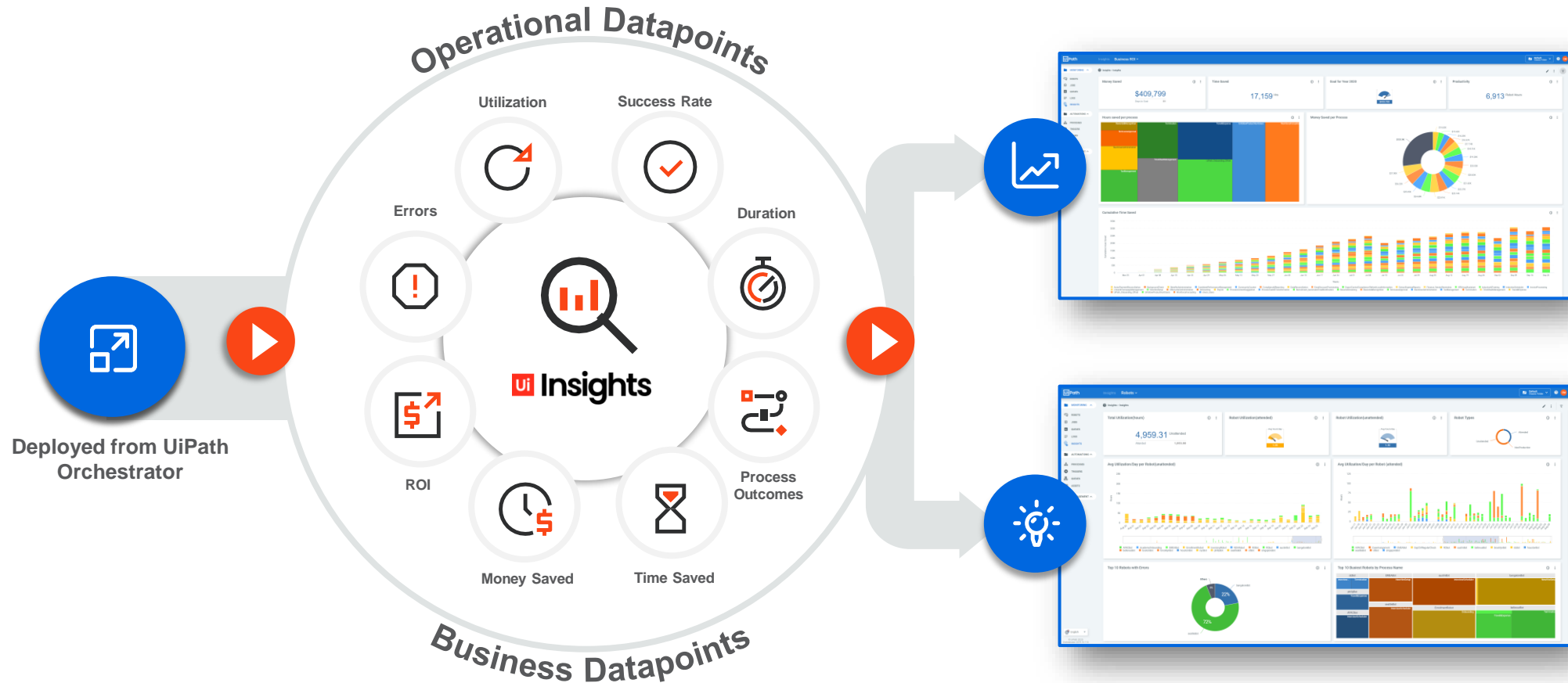
Faster Time to Value



**How do I measure and report
the true business impact of your RPA implementation?**

Powerful, embedded analytics

- 1 Easily launched from Orchestrator
- 2 Track and measure RPA and process performance
- 3 Easily align and report the business impact of your automations



Powerful, embedded analytics



Simple setup

Deploy, launch and use Insights into the *existing Orchestrator interface*



Forecasting

Forecast *critical KPIs*, including robot utilization and process bottlenecks



Smart alerts

Instant *notification* of anomalies, critical events and major milestones



Historical trends

Utilize *historical data* to assist in comparative analysis and forecasting models



Dynamic dashboards

Drag-and-drop library of *out-of-the-box dashboards*



Shareable reports

Schedule to instantly *share dashboards and reports*

20.4 Update



MEASURE

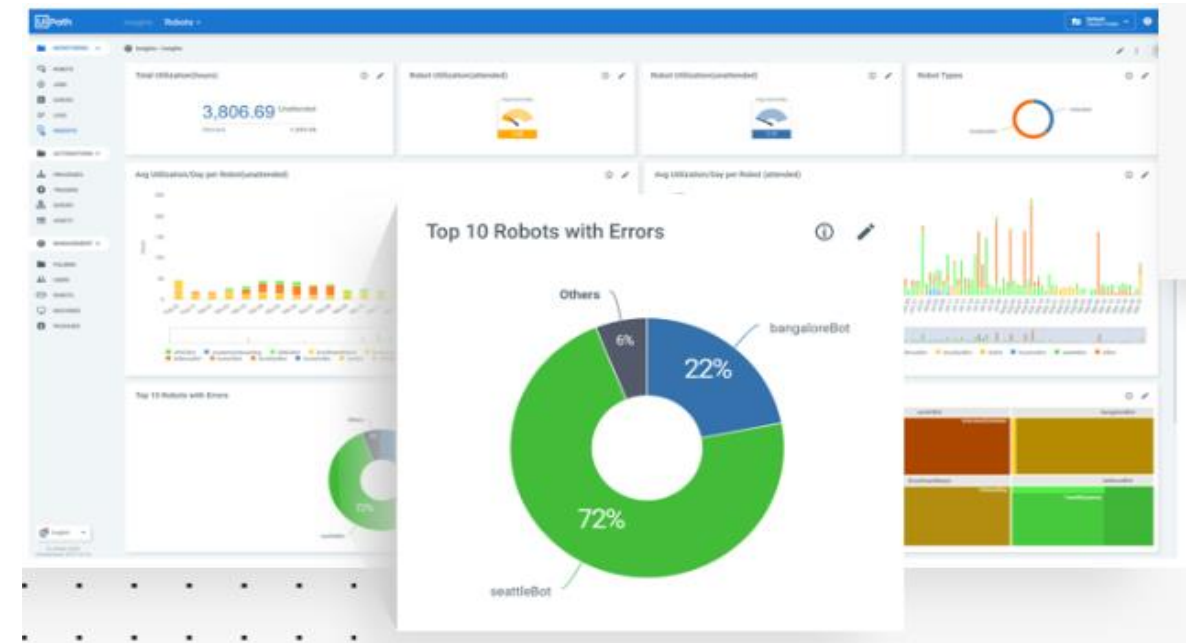
UiPath Insights

Powerful, Embedded Analytics

- Powerful, embedded analytics that measure, report and align RPA Operations with strategic business outcomes

Highlights!

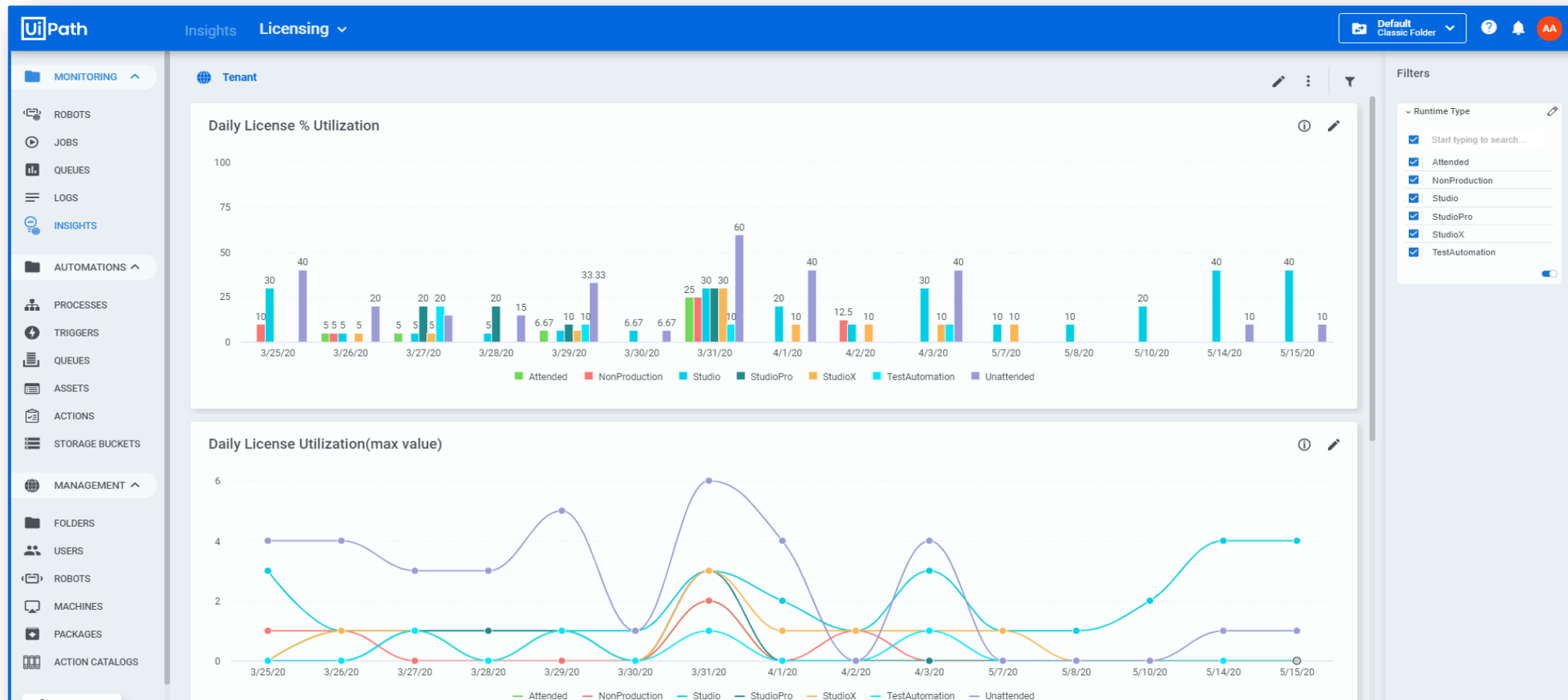
- UiPath's Enterprise RPA Platform, responsible for millions of business-critical automations now includes **powerful, embedded analytics** that measure, report and align RPA operations with strategic business outcomes.
- **All Robot Types:** UiPath Insights enables health and performance tracking of all robot types and their accuracy, availability and capacity. Enterprise-wide users can now gain seamless visibility into business outcomes with custom-defined metrics and key performance indicators.
- **Simpler Support** for organizational-wide decision making with shareable dashboards embedded directly within UiPath's Orchestrator, while maintaining existing BI integrations.
- **Larger Dashboard Library:** Insights includes an out of the box library of dashboards including Processes, Queues, Robots, Licensing and Business ROI, extensible to include Long Running Workflows through the UiPath Marketplace.



Achieve Higher Levels Of Automation | Increased Productivity | Wider Range Of Processes Can Be Automated


Licensing

Quickly obtain data around license utilization over time and by license type to understand usage & adoption




Long Running Workflows

Accurately capture processing data for automations considered to be long running


Community Academy Marketplace

CM

[Connect Home](#) > [Marketplace](#) > [Components](#) > [UiPath Insights Long-Running Workflows Dashboard](#)



DASHBOARD

★★★★★

Version: 1.0 ([View History](#))

Updated: September 22nd, 2020

Published: May 14th, 2020

Downloads: 46

Industry: cross-industry

Process: Information Technology

Tags: Analytics, business intelligence, dashboard, Insights, Long Running Workflow

[Download](#)

[Bookmark](#)

[Community Support](#)

[Report A Bug](#)

UiPath Insights Long-Running Workflows Dashboard

Dashboard

Description Media (2) Reviews Questions


Summary: Interactive UiPath Insights dashboard for long-running jobs using the Orchestration Process activities.

This package includes a pre-built Insights dashboard specifically made for jobs that have entered the suspended state as part of the Orchestration Process and thus are considered Long-running. Metrics include:


- Number of process runs
- Run-time summary metrics
- Details table with date, process name, robot name, and number of runs
- Execution time in hours of processes per robot
- Robot utilization time in seconds
- Machine utilization time in seconds

Details

Producers



Michelle Yurovsky
Sr Analytics Product Manager



Benefits

See exactly how long each long-running process spent in each status and which robot worked on each step.

Compatibility

UiPath Insights 20.4+
UiPath Orchestrator 20.4+

Dependencies

UiPath Insights, UiPath Orchestrator

Resources

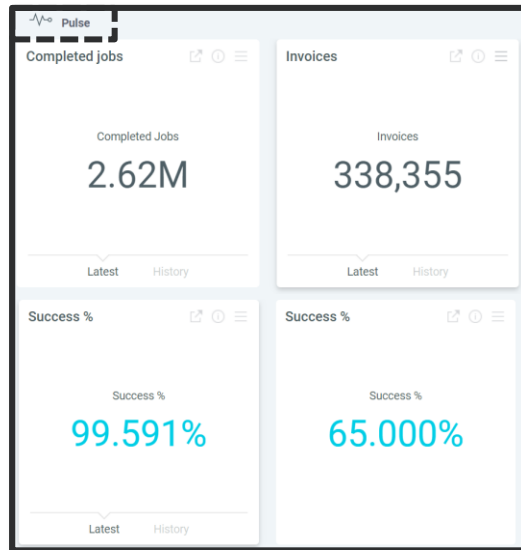
- [UiPath Insights Long-Running Workflows \(LRW\) Dashboard 1.0 setup .docx](#)

Time for Demo



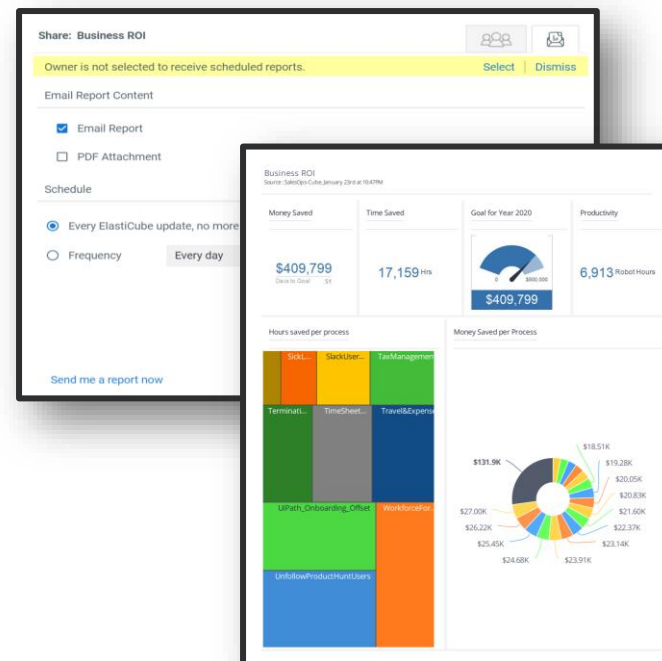
Smart alerts

Get Smart Alerts delivered to Email so you are notified about anomalies, critical events, and major milestones so you can respond quickly



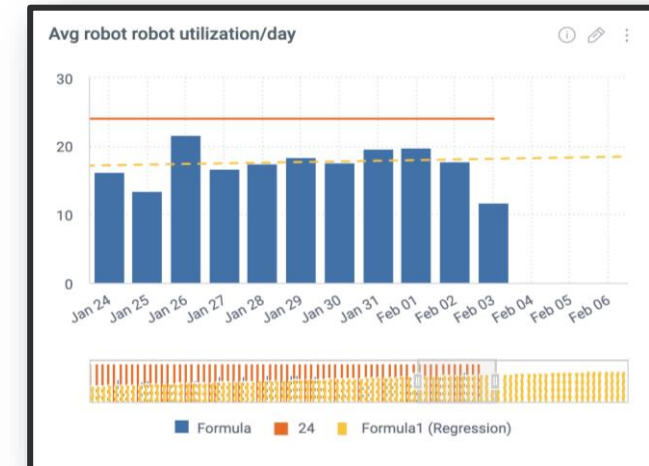
Shareable reports

Schedule or instantly share dashboards and reports with key stakeholders. Simple to use interface lets your employees get to insights they need with no complex training required.



Forecasting

Forecast critical KPIs including robot utilization and process bottle-necks



Wanting more Insights?

- *Watch* UiPath Insights in action: [Insights Demo Video](#) (5m)
- *Learn* more about RPA Reporting and Analytics: [Blog Series](#)
- *Read* the technical details: [Insights Guide](#)
- *Upskill* your team: [UiPath Academy](#)

For the latest on RPA Analytics from UiPath, check out:

[UiPath.com/Insights](https://ui-path.com/insights)



UiPath & ServiceNow®

Accelerate your digital transformation with UiPath and ServiceNow



Unlock the full value of ServiceNow with UiPath RPA



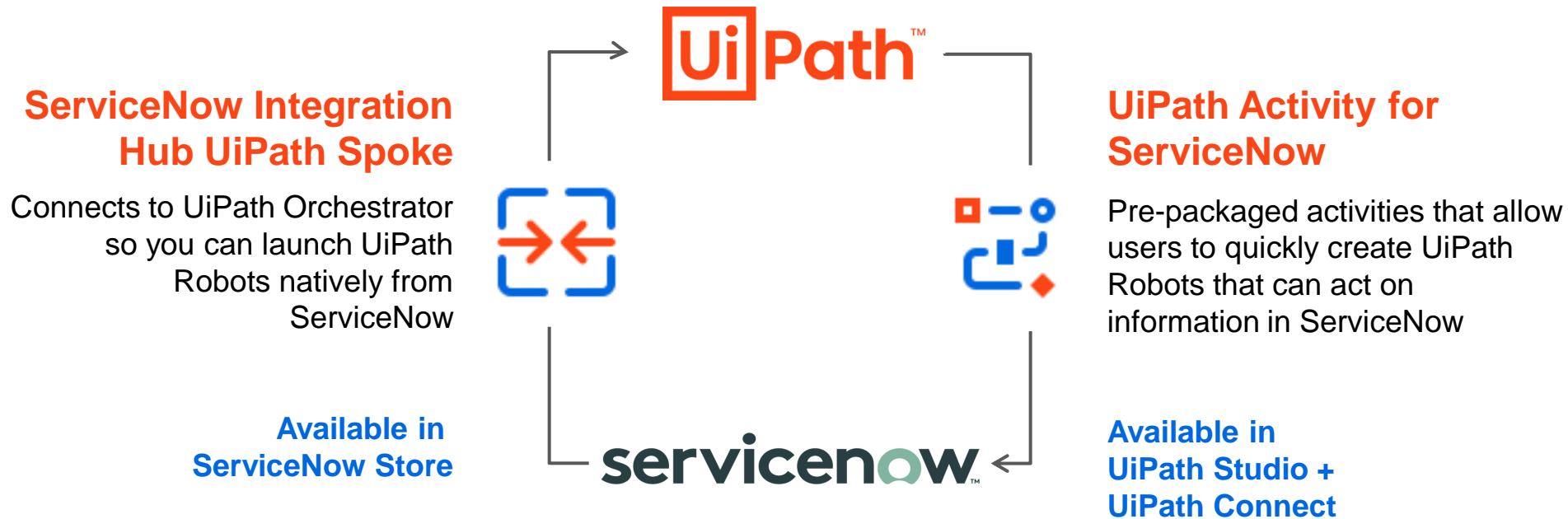
ServiceNow offers a cloud-based platform and solutions that deliver digital workflows, creating great experiences and unlocking productivity for employees and the enterprise



UiPath is the global leader in the automation space, providing intelligent software robots to automate business processes that drive enterprise value

Together, UiPath and ServiceNow help you save time, improve efficiency, and deliver better IT, customer, and employee experiences – so you can become a truly digital company, faster.

Dynamic integration enables ServiceNow users to seamlessly add UiPath RPA to ServiceNow



UiPath Activity for ServiceNow

Pre-packaged set of activities, available on UiPath Studio, that connects the UiPath Enterprise RPA Platform to ServiceNow using ServiceNow's publicly-supported APIs – making it easy for users to automate interactions with ServiceNow records.

Type	Activity
Connection & Authorization	ServiceNow Application Scope
ServiceNow Object	Get ServiceNow Record Insert ServiceNow Record Insert ServiceNow ImportSet Delete ServiceNow Record Update ServiceNow Record
Bulk API	Insert ImportSet Records Upsert Records
Multiple ServiceNow Records	Get ServiceNow Records
Attachments	Add Attachment Download Attachment Delete Attachment

The screenshot displays the UiPath Studio interface. On the left, the 'ServiceNow' activity palette is expanded, showing a tree structure with categories: Attachment (Add Attachment, Delete Attachment, Download Attachment), Bulk API (Insert ImportSet Records, Upsert Records), and ServiceNow Object (Delete ServiceNow Record, Get ServiceNow Record, Insert ServiceNow ImportSet, Insert ServiceNow Record, Update ServiceNow Record, Get ServiceNow Records, and ServiceNow Application Scope). On the right, the 'Insert Record' dialog box is open. It features a 'Select Object' dropdown menu set to 'Incident'. Below this is a table with columns: Field, Display Name, Data Type, Value, Sample Value, and an icon column. The table contains the following data:

Field	Display Name	Data Type	Value	Sample Value	
sys_id	Sys ID	GUID	Enter a VB expression	1c741bd70b2322007514	
category	Category	string	Enter a VB expression	inquiry	
active	Active	boolean	Enter a VB expression	false	
activity_due	Activity due	due_date	Enter a VB expression	2016-12-13 01:26:36	
close_notes	Close notes	string	Enter a VB expression	This incident is resolved	
impact	Impact	integer	Enter a VB expression	2	

At the bottom of the dialog, there are buttons for 'Add Single Field', 'Add Multiple Fields', 'Test with sample values', 'Done', and 'Cancel'.

ServiceNow® Integration Hub Spoke

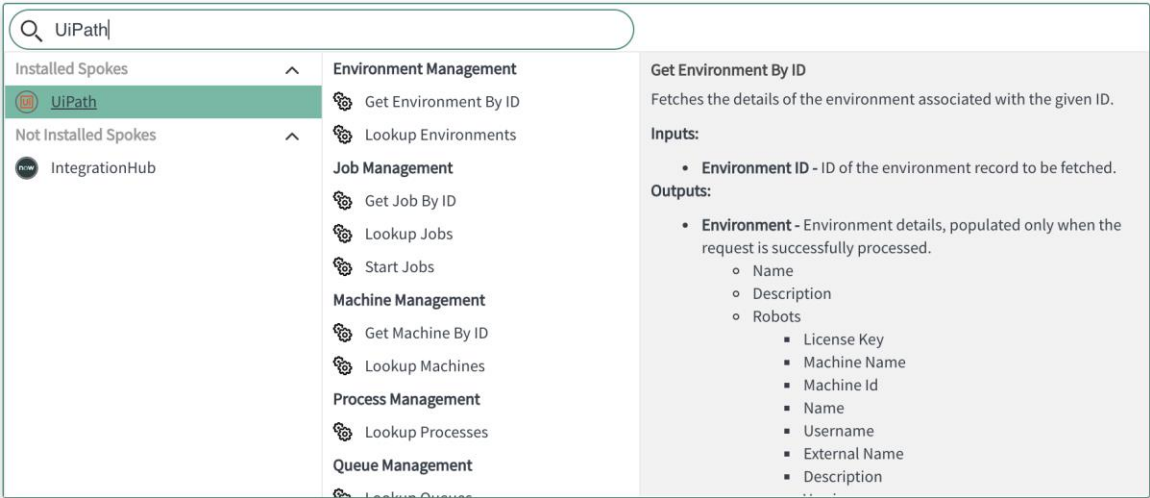


Inbound connector that connects the UiPath Enterprise RPA Platform to ServiceNow using UiPath APIs – making it easy for users to start, stop, and manage UiPath automations directly from ServiceNow

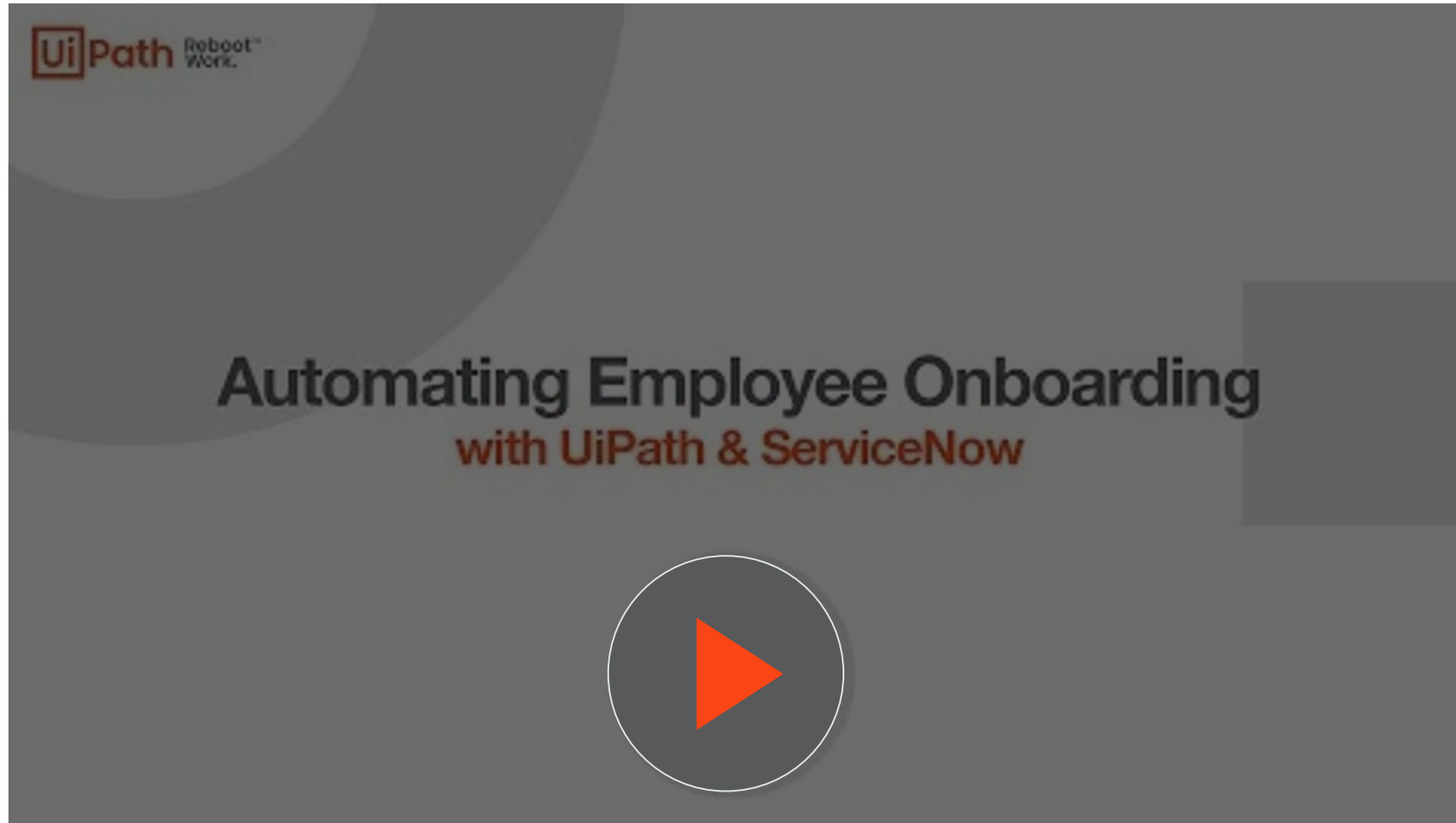
Type	Action
Environment Management	Get Environment By ID Lookup Environments
Job Management	Start Jobs Get Job by Id Lookup Jobs
Machine Management	Get Machine By ID Lookup Machines
Process Management	Lookup Processes
Queue Management	Lookup Queues
Release Management	Get Release By ID Lookup Releases
Robot Management	Create Robot Delete Robot Get Robot By ID Lookup Robots
Queue Management	Lookup Queues
Asset Management	Create Asset Get All Assets
Session Management	Lookup Session

Requirements

1. ServiceNow
 - Orlando
 - IntegrationHub Enterprise subscription
2. UiPath versions
 - Platform version 2019.4.3
 - Cloud Platform version 2020.1.219



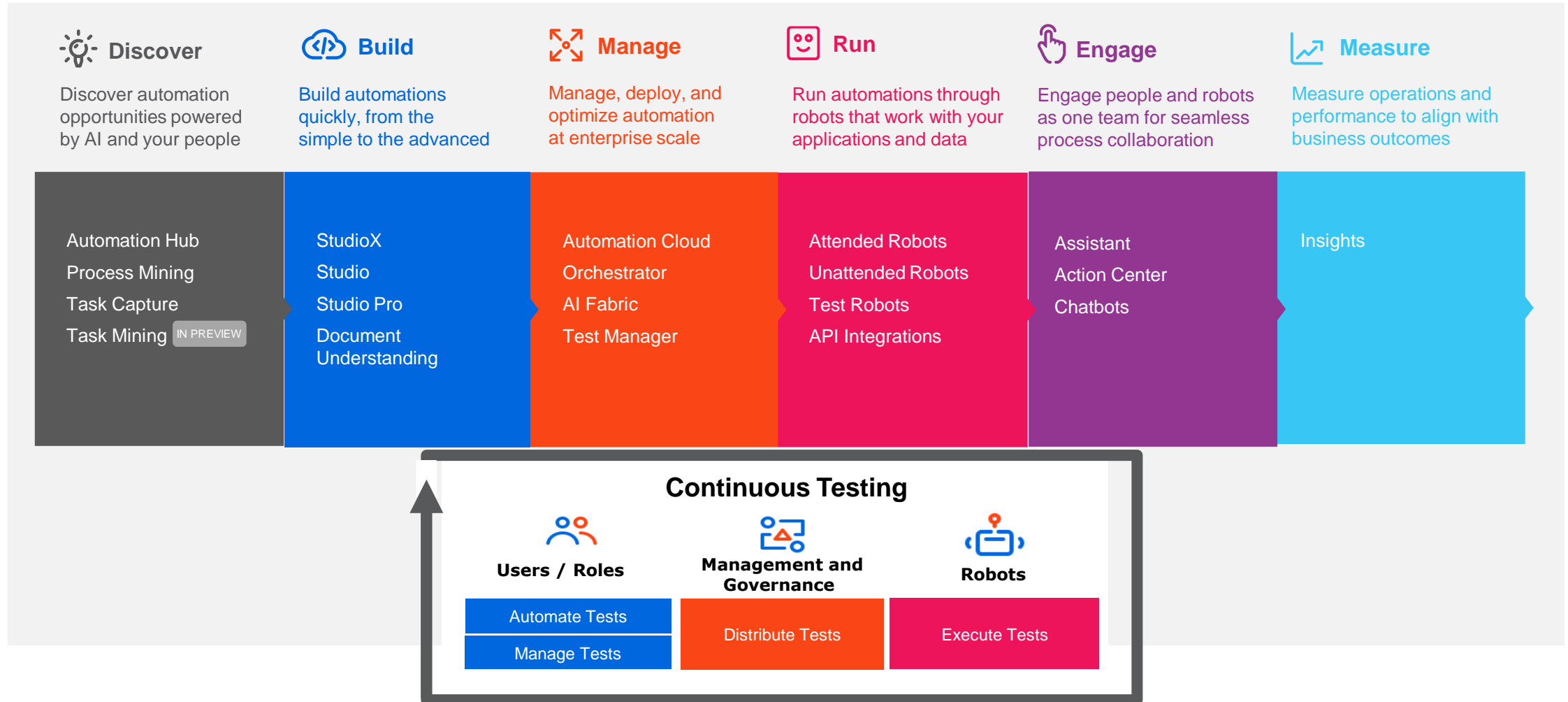
ServiceNow Bi-Directional Integration – Spoke and Activities



It's time to automate—with UiPath™



From discovering to building and measuring automations, **all in one platform**



YouTube [Watch the UiPath Platform end-to-end demo](#) (16 minutes)

UiPath Resources



Community
Forum



Documentation
Portal



Release
Notes



ReFramework



UiPath
Academy



UiPath
Certification









Webinars



Video
Tutorials

Transformative Thursday Upcoming Sessions

Here's a quick look at our schedule

Phase	Webinar Topics	Date
 Discover	Crowdsourcing ideas - Automation Hub and Task Capture	20th August, 2020 Register now
	Deep dive into AI enabled discovery tools -Process Mining & Task Mining	27th August, 2020 Register now
 Build	Explore the brand new Ui Studio experience –Studio, StudioX and Studio Pro	3rd September, 2020 Register now
 Manage	Discover the latest in UiPath Orchestrator and Automation Cloud	10th September, 2020 Register now
 Run	Accomplish More with More Accomplished Robots	17th September, 2020 Register now
 AI Family/ Engages	Deep dive into our AI products – Document Understanding, AI Fabric and Computer Vision	24th September, 2020 Register now
 Measure, Connectors	Explore new features in UiPath Insights and our latest ServiceNow Connector	1st October, 2020 Register now



**Thank you
Stay Safe and Stay
Healthy**

